





“I Can” Common Core!

4th Grade Math




I Can Use the Four Operations (+, -, x, ÷) to Help Me Understand Math

- I can understand that multiplication fact problems can be seen as comparisons of groups (e.g., $24 = 4 \times 6$ can be thought of as 4 groups of 6 or 6 groups of 4). 4.OA.1
- I can multiply or divide to solve word problems by using drawings or writing equations and solving for a missing number. 4.OA.2
- I can use what I know about addition, subtraction, multiplication and division to solve multi-step word problems involving whole numbers. 4.OA.3
- I can represent word problems by using equations with a letter standing for the unknown number. 4.OA.3
- I can determine how reasonable my answers to word problems are by using estimation, mental math and rounding. 4.OA.3
- I can find all factor pairs for a number from 1 to 100. 4.OA.4
- I can determine whether a given whole number up to 100 is a prime or composite number. 4.OA.4
- I can create a number or shape pattern that follows a given rule. 4.OA.5
- I can notice different features of a pattern once it is created by a rule. 4.OA.5



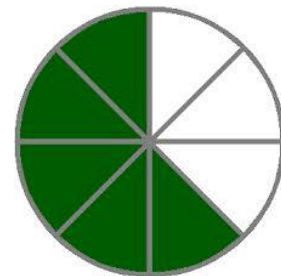
I Can Use Number Sense and Place Value to Help Me Understand Math

- I can recognize that in multi-digit whole number, a digit in one place represents ten times what it represents in the place to its right. 4.NBT.1
- I can read and write larger whole numbers using numerals, words and in expanded form. 4.NBT.2
- I can compare two large numbers using symbols to show the comparison. 4.NBT.2
- I can round large whole numbers to any place. 4.NBT.3
- I can add and subtract large numbers. 4.NBT.4
- I can multiply a whole number up to four digits by a one-digit whole number. 4.NBT.5
- I can multiply two two-digit numbers. 4.NBT.5
- I can find whole-number quotients and remainders with up to four-digit dividends and one-digit divisors. 4.NBT.6



I Can Use Fractions to Help Me Understand Math

- I can explain (and show models for) why multiplying a numerator and a denominator by the same number does not change the value of a fraction. 4.NF.1
- I can compare two fractions with different numerators and different denominators by creating common denominators or numerators or by comparing them to a benchmark fraction like one-half. 4.NF.2
- I can recognize that comparisons of fractions are valid only when the two fractions refer to the same whole. 4.NF.2
- I can compare fractions using symbols and justify the comparison by using models. 4.NF.2
- I can understand that improper fractions have a greater numerator than denominator. 4.NF.3
- I can understand addition and subtraction of fractions as joining and separating parts referring to the same whole. 4.NF.3
- I can decompose a fraction into a sum of fractions with the same denominator. 4.NF.3
- I can add and subtract mixed numbers with like denominators. 4.NF.3
- I can solve word problems involving addition and subtraction of fractions with like denominators. 4.NF.3
- I can multiply a fraction by a whole number. 4.NF.4
- I can solve word problems involving multiplication of a fraction by a whole number. 4.NF.4
- I can show a fraction with a denominator of 10 as an equivalent fraction with a denominator of 100 in order to add the two fractions. 4.NF.5
- I can use decimals to show fractions with denominators of 10 and 100. 4.NF.6
- I can compare two decimals to hundredths by reasoning about their size. 4.NF.7




Measurement and Data to Help Me Understand Math



- I can show that I know the relative size of measurement units within a single system. 4.MD.1
- I can show the measurements of a larger unit in terms of smaller units and record these in a table. 4.MD.1
- I can use the four operations (+, -, x, ÷) to solve word problems involving measurement; including simple fractions and decimals. 4.MD.2
- I can use what I know about area and perimeter to solve real world problems involving rectangles. 4.MD.3
- I can make a line plot to show measurements involving fractions. 4.MD.4
- I can solve problems involving addition and subtraction of fractions by using information presented in line plots. 4.MD.4
- I can recognize angles as geometric shapes where two rays share a common endpoint. 4.MD.5
- I can understand that angles are measured with reference to a circle, with its center at the common endpoint of the rays. 4.MD.5
- I can use a protractor to measure angles in whole-number degrees. 4.MD.6
- I can solve addition and subtraction problems involving angles. 4.MD.7

I Can Use Geometry to Help Me Understand Math



- I can identify and draw points, lines, line segments, rays, angles and perpendicular & parallel lines. 4.G.1
- I can classify two-dimensional shapes based on what I know about their geometrical attributes. 4.G.2
- I can recognize and identify right triangles. 4.G.2
- I can recognize and draw lines of symmetry. 4.G.3